

## SHOCK DETECTION CABLES




# G-FENCE 2400

FENCE-MOUNTED SHOCK DETECTION SYSTEM  
MULTIMODE ALARM TRANSMISSION

## PERFORMANCE FEATURES

- **Simplified installation**
- Adjustable solution suited **to all types of support**
- Multiple settings and **configurable alarm zones**
- **Remote configuration, maintenance and software updates**
- **Simultaneous multimode alarm transmission**
- **MAXIBUS Universal compatible:**  
integration possible with VMS





## SYSTEM DESCRIPTION

- Up to **600 m of protection** per Control Unit (UG)
- UG compatible with MAXIBUS Universal: up to 4 UG per communication port, or **2400 m of protection** per communication port
- Up to **200 m of inert cable** can be added per section
- 12 alarm contacts and **10 configurable zones**
- **Highly insensitive to weather conditions:** heavy rain, fog, wind
- **Resistant to electromagnetic environments**
- UG compatible with **G-FENCE 600/600Z cables**

## SIMPLIFIED INSTALLATION AND MAINTENANCE

- **Cable highly resistant** to bending and traction: easy to install
  - **Standard cable:** quick and simple repair in case of a cut cable
  - **Quick and easy** installation (cable, sensor and Control Unit)
  - **LED integrated to the sensor:** user-friendly configuration of sensitivity and maintenance (defect localisation)
  - Localisation of **cable cutting and intrusion to 3 m**
- Suited to all types of support...**
- Installation **indoors** or **outdoors** possible
  - **Warehouse cladding application:** detects attempts at cutting, removal or perforation of cladding panels

## MULTIPLE SETTINGS AND ZONING

- **No software required:** embedded web server
- **Simple and intuitive** web interface
- **Broad range** of cable sensitivity settings
- **Multiple system configuration:**
  - Number of impacts
  - Sensitivity settings
- Possibility to configure **one zone per sensor** and up to **10 detection zones** per UG

## OPTIONAL REINFORCED CABLE

- **Cable protected in protective tube** for installations on concertina / barbed wire



## MULTIMODE ALARM TRANSMISSION

- **12 dry contact outputs** (1 tamper, 1 technical defect and 1 per zone)
- Modbus TCP/IP output from the Control Unit: **direct integration with VMS via API**
- **MAXIBUS network** output: MAXIRIS, PIRAMID, MI8 compatible
- All these alarm information transmission modes are available **simultaneously**

## REMOTE MANAGEMENT

- **Remote configuration** via MAXIBUS or via Control Unit on IP network
- **Remote maintenance:**
  - **Time and history log:** localisation of triggered sensor
  - **Real-time visualisation** of system status, intrusion localisation...
- **Control Unit updating :**
  - locally via SD card
  - remotely via Control Unit web interface or MAXIBUS
- **Optimisation of implementation and maintenance times**

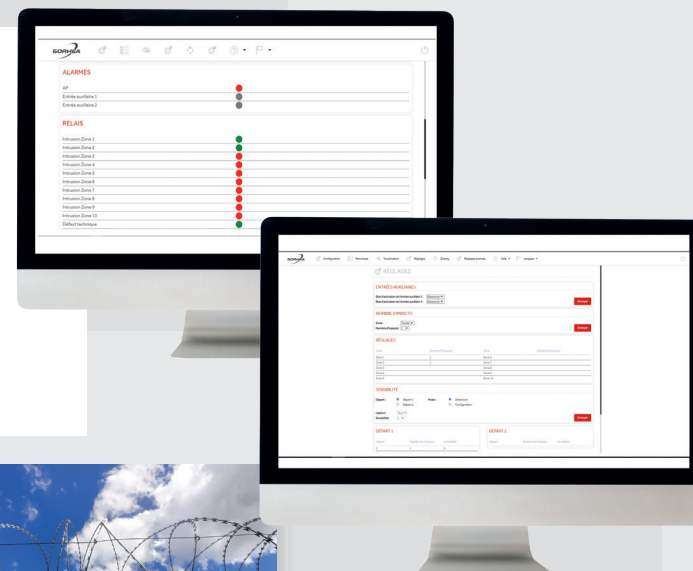
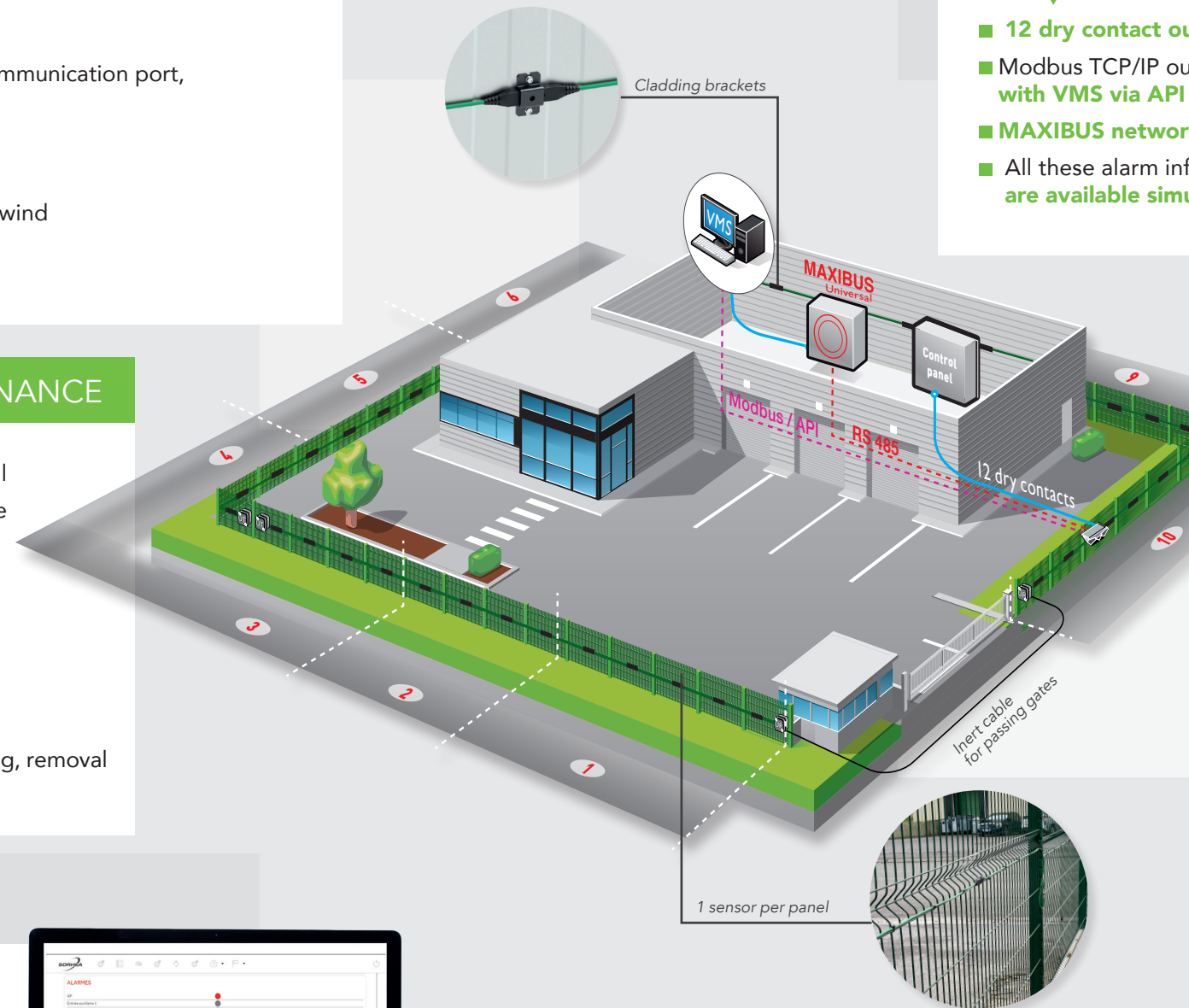
## MAXIBUS UNIVERSAL COMPATIBLE

### ALARM MANAGEMENT...

- **Centralisation of all system alarms** to a single point
- **Remote access to products:** configuration and maintenance
- **Embedded** web server
- **Time and history log** of alarm events

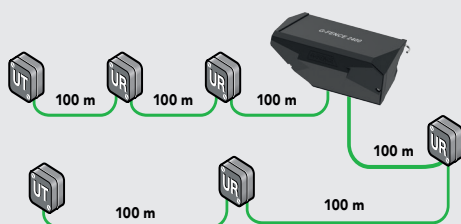
### ...DESIGNED FOR SIMPLIFIED INTEGRATION ON ALL YOUR SITES

- **Integration with VMS**
- **Easy integration:** API available
- **Secure** data transmission: **802.1x**, TLS, etc.
- **Various** alarm transmission **protocols:** ModBus, API
- **Dry contact** outputs



## SHOCK DETECTION CABLES

## SYSTEM ARCHITECTURE



### SYSTEM

G-FENCE 2400 Control Unit - 3 alarm transmission modes  
Outdoor / indoor installation

Roll of 100 m G-FENCE 2400 detection cable including 40 sensors

UR/UT G-FENCE 2400

Plastic or metal tie wraps available

Power / charger 110/230 V AC 50 / 60 Hz 13.6 V DC / 2.2 A


12 V DC battery 1.2 A / H

## 3 SIMULTANEOUS ALARM TRANSMISSION MODES

### MODE 1 Dry contact



### MODE 2 Modbus / API output



### MODE 3 BUS output



## TECHNICAL CHARACTERISTICS

G-FENCE 2400			
Power supply	12 - 24 Vdc		
Alarm information	Control Unit (UG)	Detection zones	System
	Tamper	1 intrusion per detection zone (10 in total)	Perimeter defect (cut cable)
Alarm output	Dry contacts, network output to MAXIBUS Universal, ModBus, API		
Maximum length of detection cable	100 m (40 sensors)		
Maximum protection per UG	600 m		
Operating temperature	From -40°C up to + 70°C		
Electromagnetic compatibility	Compliant with European standards (label CE)		
Installation recommendations	1 sensor per panel – up to total of 200 m of inert cable (per section of detection cable)		
Configuration	Sensitivity setting per sensor or per section Number of impacts per zone setting		
Remote maintenance	Embedded web server		

MAXIBUS UNIVERSAL HUB	
Configuration tools	Embedded web server
Alarm output	Dry contacts / ModBus / API
4 communication ports	4 Control Units per communication port
Power supply	12 Vdc
Operating temperature	0° C to +55° C
Security	Compatible networks 802.1X & TLS...