



DETECTOR FENCES AND OUTRIGGERS



MANUFACTURER OF PERIMETER INTRUSION DETECTION SYSTEMS FOR SENSITIVE SITES

THE TECHNOLOGY

FENCE ELECTRIFICATION SYSTEMS

OPERATING PRINCIPLE

Fence electrification systems consist of:

- **AN ELECTRIFICATION** that generates the electrification and signals full stop.
- **LIVE STRANDS** between two posts, carrying an electric current.

The system can be installed on any existing standard fence and so can be used to power up any type of fencing.

Any attempt to cut or climb over this system will be detected and a high-voltage charge will be emitted to repel the intruder.

THE TECHNOLOGY STRENGTHS



VERY HIGH SECURITY PROTECTION

Repulsion function + detection function



EQUIVALENT TO A DOUBLE FENCE

Double skin as the electrified system acts as a second skin



DETERRENT FUNCTION

Fear of electrocution deters intruders

SORHEA ELECTRIFICATION SYSTEMS

SORHEA FENCE ELECTRIFICATION SYSTEMS ARE BASED ON 2 UNIQUE SYSTEMS ON THE MARKET:

- **SILUR FX, a wire mesh system**, which detects and limits any attempt to spread an opening
- **SILUR 360, with a 360° overhead sensor**, that detects any disturbance to even a single strand.

These systems are also equipped with an overhead 360° sensor (eg. on the overhang).

Our electrified system is spaced 12cm from the fence to ensure complete safety for anyone walking past an electrified site.

We also offer a Low-Voltage option which provides intruder detection only.



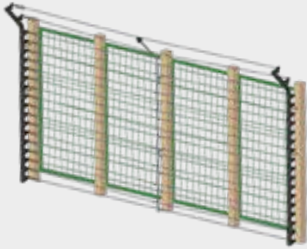
Our electrification systems are patented and all comply with the following standards and legislation:

- decree 96 216 of 14 March 1996
- NF EN 60 335-2-76


Our systems are **APAVE certified** and have been approved by Belgium's Ministry of the Interior.

OUR RANGE OF FENCE ELECTRIFICATION SYSTEMS

THE ESSENTIALS



SILUR FX



SILUR 360

SILUR

1 OR 2 STRAND DETECTION AND ELECTRICAL REPULSION



GUARANTEED SITE INTEGRITY AND SECURITY

- Very high repulsion power
- Detects any type of intrusion attempt



TIME AND MONEY SAVINGS

- No structural work required: simple installation on the existing fence of the site to be protected



RELIABLE DETECTION

- No false alarms




VERY HIGH SECURITY DETECTION

- Standard two-strand intrusion detection or very-high-security single strand detection



THE SPECIFICS



SI-TOP

ELECTRIFIED OUTRIGGER



HIGH DETECTION ABILITY

- Simultaneously triggers an alarm + repulsion function



REINFORCED PROTECTION

- Adds a physical deterrent to the protection already in place





SI-LOCK

FENCE PANEL LOCK SYSTEM



SYSTEM RELIABILITY

- Two functions : triggers an alarm + repulsion function



GUARANTEED PRODUCT INTEGRITY

- Cannot be dismantled from outside



LIMITED MAINTENANCE

- One 360°-overhead sensor and one electrified strand



CUSTOMISATION



SPECIALISED PRODUCTS

FOR SPECIALISED REQUIREMENTS OR SPECIFICATIONS

- **FROM THE SIMPLEST, NON-DETECTING:** fences and outriggers on existing fence-tops, combined with physically-deterrent protection systems
- **TO THE MOST SECURE,** EDF-fences (B, D, BDE, etc.) with reinforced physical security



We propose to combine a remote module with the detection system selected so that the overhangs can be rapidly installed without requiring civil works.

This ease of implementation is made possible by the creation of a secure radio mesh network between the overhang detectors and the alarm management system.

THE TECHNOLOGY

DETECTOR FENCES AND OUTRIGGERS

OPERATING PRINCIPLE

Detector fences consist of:

- **PERIMETER FENCING** installed at the site to be protected. It is the first line of defence against any intrusion attempt.
- **AN ELECTRICAL CURRENT** runs through this fence.

Panels can be supplemented with overhangs. The detector overhang prevents intrusion by attempts to climb over the fence. If the overhang is disrupted, an alarm is triggered.

THE TECHNOLOGY STRENGTHS



HIGH PERFORMANCE

3 associated functions:
detect, report and delay



SITE ENCLOSURE AND DETECTION SOLUTION



PROVEN SOLUTION

Reliable and effective

SORHEA DETECTOR FENCE

SORHEA HAS DEVELOPED A UNIQUE DETECTOR FENCING CONCEPT WHEREBY TWO ISOLATED PLATES SEND AN ALARM WHEN THEY COME INTO CONTACT.


Each fencing panel consists of two plates that are electrically isolated from the each other. One is connected to earth, and the other to live.

If either plate is pierced or cut by an intruder, a short-circuit is created and an alarm is triggered.



The SORHEA detector fencing system is patented. It consists of two panels connected in parallel, through which runs an electrical current to detect:


- cutting
- piercing
- dismantling



Our detector fencing can be topped by a detector overhang to protect against intrusion and by a plinth to protect against ram-raids.

OUR RANGE OF DETECTOR FENCES AND OUTRIGGERS

THE ESSENTIALS



ACTI-TOP

DETECTION OUTRIGGER



LOW MAINTENANCE

- Automatic rearming of outrigger
- Easy installation without strain on any supports (walls, fences, gates, poles)



WIDE RANGE

- 3 types of outriggers: Straight, 45°, V-shaped
- Additional range of accessories



ACTI-FENCE®

DETECTION FENCE



COMBINES DETECTION AND PHYSICAL ENCLOSURE

- Anti-intrusion fencing with alarm triggered by cutting, ripping or climbing



SYSTEM RELIABILITY

- System patent No.14 62148




VERY HIGH SECURITY DETECTION

- No false alarms
- Instant response time
- Detection accuracy for each panel



THE SPECIFICS



ACTI-SAS

HIGH SECURITY CAGE TO PROTECT A SECURITY DOOR



INTEGRAL PHYSICAL PROTECTION



COMBINES ANTI-INTRUSION AND DETECTION



ACTI-GRID

FOR OPENINGS SUCH AS WATER PIPES, WINDOWS, CANALS



OPTIMAL PROTECTION IN SPECIFIC LOCATIONS

- Prevents any human intrusion (thin person or even a child)
- Can be installed in locations where access is difficult



SYSTEM RELIABILITY

- Fully operative when completely submerged under water



ADD-ON PRODUCTS

TO SLOW DOWN INTRUSION



WIDE RANGE OF DETERRENT ELEMENTS

- Concertina, barbed wire, spikes...



ADDITIONS TO A DETECTION OUTRIGGER

- Prevents or slows down any intrusion attempt by climbing



VERY DISSUASIVE DETERRENT EFFECT

- Visual protection by the daunting appearance of the materials



INNOVATION FOR VERY HIGH SECURITY

To meet your perimeter security requirements, we offer customised solutions.

SORHEA STRENGTH

Tailored support at every stage of your project.



Technical manager:

Jean-Pierre Hahn
+33 (0)6 84 37 97 86
jp.hahn@eurocloture.com

PRE-SALES SUPPORT

To guide and advise you, we help you right from the outset of your project.

- **ONSITE STUDIES:** our experts go to your site to understand its requirements and offer the most appropriate solutions for what you need.
- **PERSONALISED SUPPORT:** after receiving your specifications, we help you analyse them and provide a schematic diagram of the recommended system. To support you in your projects, we have an engineering department that analyses and offers innovative solutions suited to your specific requirements.
- **WEBSITE:** all our products are available and up-to-date on our website. Find the solution you need easily and fast.

SUPPLY & INSTALL

- **INSTALLATION:** our qualified installers operate in France and internationally.
- **AFTER-SALES SERVICE:** our customer service desk is at your disposal to provide troubleshooting and expertise.



1, rue du Dauphiné - CS 90323 - 69517 Vaulx-en-Velin Cedex - FRANCE
☎ +33 (0)4 78 03 06 10 | 📠 +33 (0)4 78 68 24 61 | @ export@sorhea.com

www.sorhea.com

SORHEA, member of VITAPROTECH Group